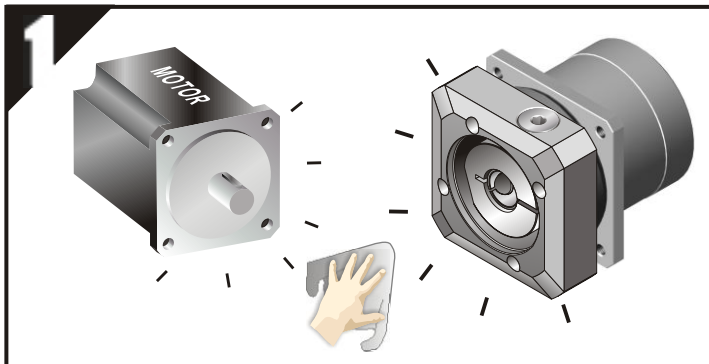
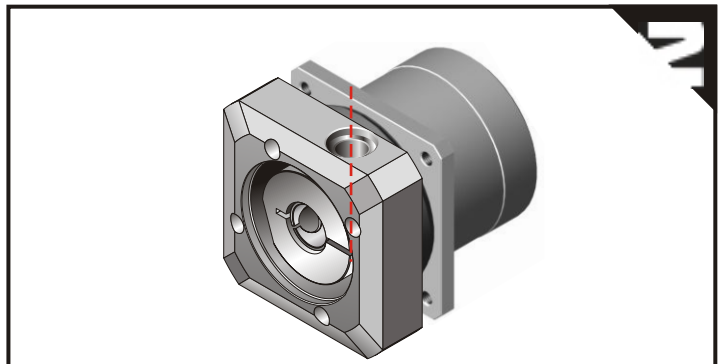




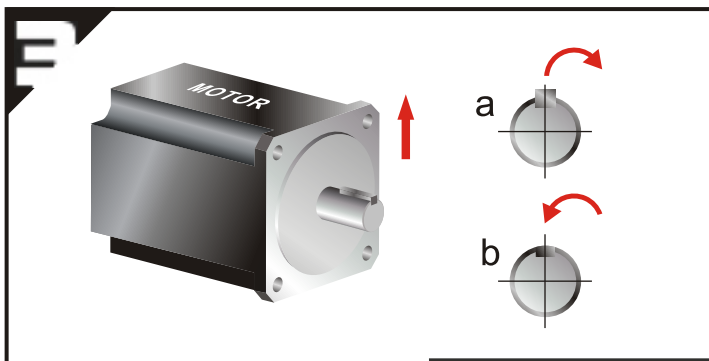
MOUNTING INSTRUCTION (GL Series)



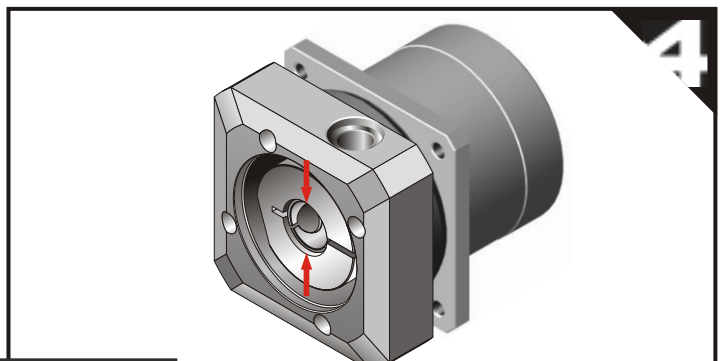
1 Double-check the motor and gearbox size and spec, Clean the both mounting surface.



2 Remove the plug on the adapter and rotate the set collar till the bolts line up with plug hole.

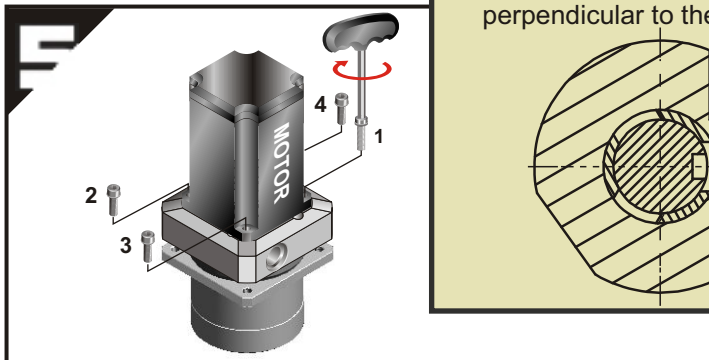


3 a. Remove motor key
b. Insert balance key if necessary

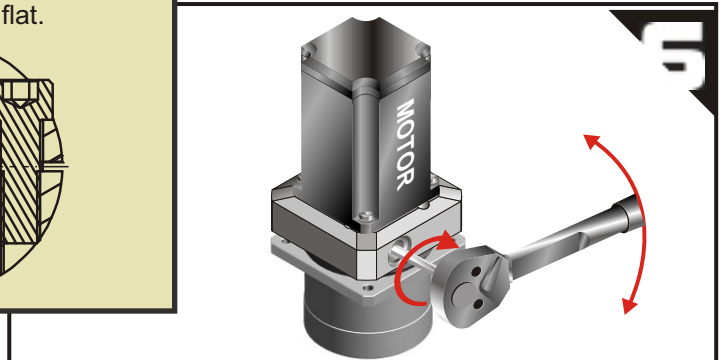


4 Check motor shaft size and insert bushing if necessary.

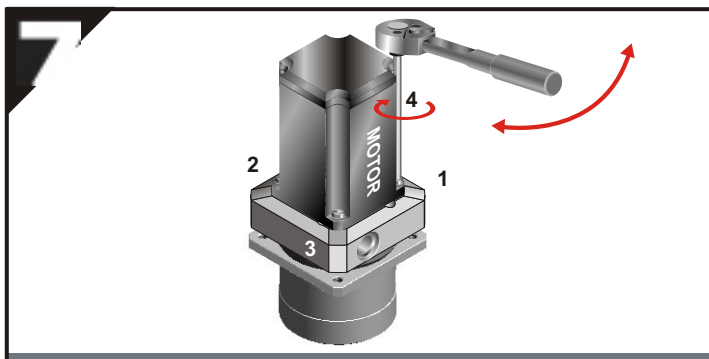
Correct installation.
When installing on flattened shafts, be sure to align the collet gap over the flat and the set collar bolt perpendicular to the flat.



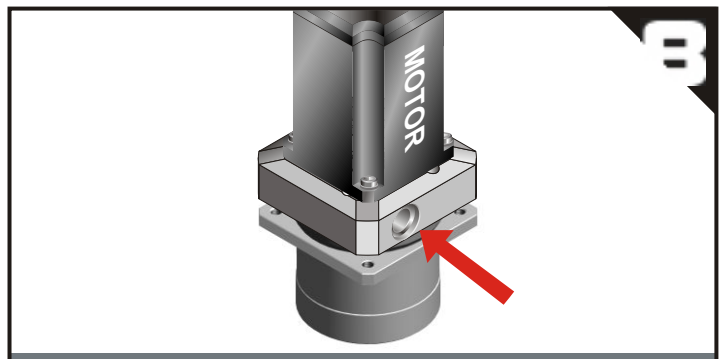
5 Set at vertical position. Tighten the mounting bolts (including washer) on following order(1 to 4) with wrench to 5% specified torque.(Please refer to Table 1)



6 Tighten the set collar bolt with torque wrench to specified torque.(Please refer to table 2)



7 Tighten the mounting bolts with following order(1 to 4) by torque wrench to specific torque. (Please refer to Table 1)



8 Tighten back the screw plug.

Table 1 Tightening Torque Recommended for Motor Mounting Bolt

Bolt Size	Width Across Flats	Strength 8.8 Tightening Torque		Strength 10.9 Tightening Torque		Strength 12.9 Tightening Torque	
	[mm]	[Nm]	[In-lbs]	[Nm]	[In-lbs]	[Nm]	[In-lbs]
M3 x 0.5P	2.5	1.3	12	1.8	16	2.1	19
M4 x 0.7P	3	3	27	4.1	37	4.9	44
M5 x 0.8P	4	6.1	55	8.2	73	9.8	87
M6 x 1P	5	11	98	14	124	17	151
M8 x 1.25P	6	25	222	34	302	41	364
M10 x 1.5P	8	49	434	67	594	80	709
M12 x 1.75P	10	85	753	116	1028	139	1232
M14 x 2P	12	137	1214	186	1648	223	1976
M16 x 2P	14	210	1860	286	2534	343	3038

Table 2 Tightening Torque Recommended for Set Collar Bolt

Model	ϕ (C3)	8	11	14	19	24	28	32	35	38	42	48	55	60
GL082	1-st	-	M5	M5	M6	-	-	-	-	-	-	-	-	-
	2-st	M5	M5	M5	-	-	-	-	-	-	-	-	-	-
GL 100	1-st	-	-	M6	M6	M10	-	-	-	-	-	-	-	-
	2-st	-	M5	M5	M6	-	-	-	-	-	-	-	-	-
GL B2	1-st	-	-	-	M8	M10	M10	M10	M12	M12	-	-	-	-
	2-st	-	-	M6	M6	M10	-	-	-	-	-	-	-	-

Bole Size	[mm]	M5 x 0.8P	M6 x 1P	M8 x 1.25P	M10 x 1.5P	M12 x 1.75P	M16 x 2P
Width Across Flats	[mm]	4	5	6	8	10	14
Tightening Torque	[Nm]	9.8	17	41	80	139	343
	[In-lbs]	87	151	364	709	1232	3038

NOTE: Tightening Torque values can be exceeded by 20% for increased clamping force.



APEX DYNAMICS, INC.

No10. Keyuan 3rd RD. Situn District, Taichung City 40763, Taiwan (R.O.C)

Tel: 886-4-24650219 | Fax: 886-4-24650118

sales@apexdyna.com | <http://www.apexdyna.com>



APEX-2020-11-1